

Deductive-Logical (scales 1st)

Free Test

Questions Booklet

Instructions

This test comprises **4 questions**. There is an overall time limit of **2 minutes** for the test. You are not expected to complete all questions in the time provided. The questions become more difficult as you progress through the test.

Each question contains a grid of symbols and blank spaces. In each question one of the spaces in the grid will contain a question mark. Your task is to choose which one of the symbols best fits into this space.

Each question will have 1 correct answer from a choice of 4 or 5 possible answers, and you must select the most correct option.

There are some rules regarding which symbols can occupy which space.

Rule 1: Each row and each column must contain one of each shape.

Rule 2: You cannot have two or more of the same shape in the same column or row.


Hint: Look for other symbols in the immediate row and column to narrow down your answer options.

Hint: Look for the symbol that appears most frequently. There may be less of these remaining to populate the grid.


Hint: Sometimes you may have to solve other blank spaces in the grid to determine what goes in the space with the question mark.

Try to find a time and place where you will not be interrupted during the test. The test will begin on the next page.


Q1 Select the correct symbol which occupies the space indicated by the question mark.




Q2 Select the correct symbol which occupies the space indicated by the question mark.



Q3 Select the correct symbol which occupies the space indicated by the question mark.



Q4 Select the correct symbol which occupies the space indicated by the question mark.



End of test