

# Numerical Reasoning Free Test 2

Solutions Booklet

## Instructions

This numerical reasoning test comprises **12 questions**, and you will have **12 minutes** in which to correctly answer as many as you can. Calculators are permitted for this test, and it is recommended you have some rough paper to work on.

You will have to work quickly and accurately to perform well in this test. If you don't know the answer to a question, leave it and come back to it if you have time. Each question will have five possible answers, one of which is correct. You may click Back and Next during the test to review or skip questions.

You can submit your test at any time. If the time limit is up before you click submit the test will automatically be submitted with the answers you have selected. It is recommended to keep working until the time limit is up.

Try to find a time and place where you will not be interrupted during the test. **The test will begin on the next page.**

Company	Company Annual Profit (£)	Cost to Buy Company (£)	Number of Employees
A	20,000	18,000	5
B	26,000	25,000	8
C	21,000	20,000	8
D	30,000	30,000	18

**Q1** Which company has the highest annual profit per employee?

- (A) A
- (B) B
- (C) C
- (D) D

**Step 1** - Simply divide the annual profit by the number of employees for each company:

Company A = £4,000/employee.

Company B = £3,250/employee.

Company C = £2,625/employee.

Company D = £1,667/employee.

**Tip** - This is a relatively easy question; don't waste time by looking for anything more complicated.

Thus the correct answer is (A) A

Company	Company Annual Profit (£)	Cost to Buy Company (£)	Number of Employees
A	20,000	18,000	5
B	26,000	25,000	8
C	21,000	20,000	8
D	30,000	30,000	18

**Q2** If the profits per employee remain the same, how many extra employees would Company B have to recruit to achieve annual profits of £39,000?

- (A) 6
- (B) 3
- (C) 12
- (D) 4

**Step 1** - For company B, profit per employee is originally  $(£26,000 \div 8) = £3,250/\text{employee}$ . So  $£39,000 \div £3,250 = 12$  employees, which is 4 more than they currently have.

**Tip** - Whilst each question can be done in isolation, it will help here if you can quickly locate the workings from the previous question.

Thus the correct answer is (D) 4

Company	Company Annual Profit (£)	Cost to Buy Company (£)	Number of Employees
A	20,000	18,000	5
B	26,000	25,000	8
C	21,000	20,000	8
D	30,000	30,000	18

**Q3** If every employee of Company D contributes equally, how much would each employee have to contribute in order to collectively buy Company A?

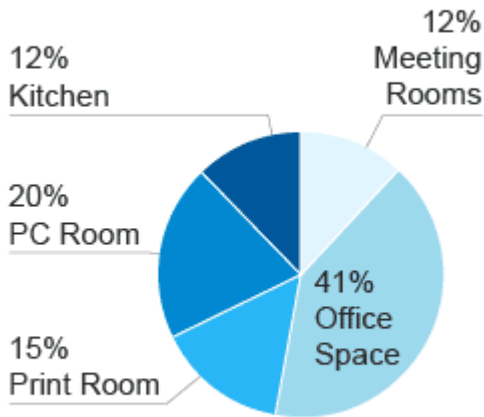
- (A) £1,000
- (B) £1,500
- (C) £1,700
- (D) £2,700

**Step 1** - We are told that the cost to buy Company A is £18,000. We are also told there are 18 employees in Company D. So  $£18,000 \div 18 \text{ employees} = £1,000 \text{ per person}$ .

Thus the correct answer is (A) £1,000

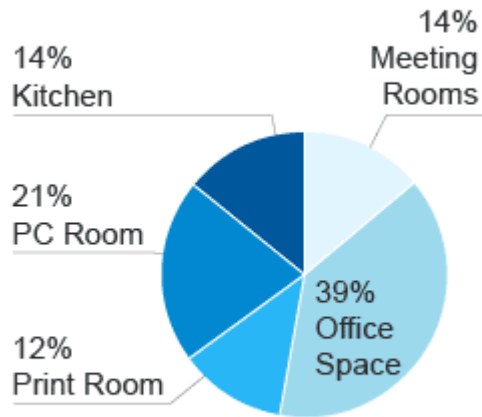
### Building Energy Use 1990

Total: 17,000 kWh



### Building Energy Use 2000

Total: 15,000 kWh



AssessmentDay  
Practice Test Experts

**Q4** Between 1990 and 2000, what was the decrease in energy use for the PC Room, Meeting Rooms and Office Space combined?

- (A) 1,310kWh
- (B) 1,400kWh
- (C) 1,450kWh
- (D) Cannot say

**Step 1** - The graphs give percentages, with the total shown at the bottom. Don't waste time by working out the kWh value for each of the PC Room, the Meeting Rooms and the Office Space. Use the percentages and add up at the end:

In 1990: (20% + 12% + 41%) of 17,000kWh = 12,410kWh

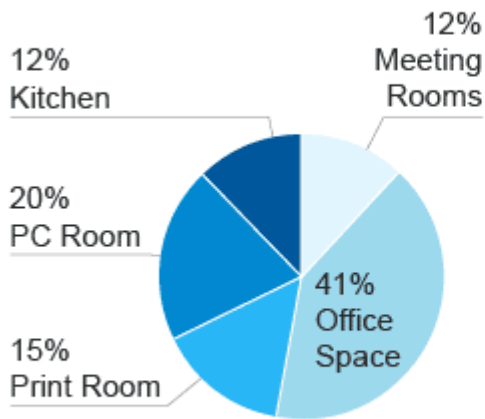
In 2000: (21% + 14% + 39%) of 15,000kWh = 11,100kWh.

Which is a decrease of 1,310kWh.

Thus the correct answer is (A) 1,310kWh

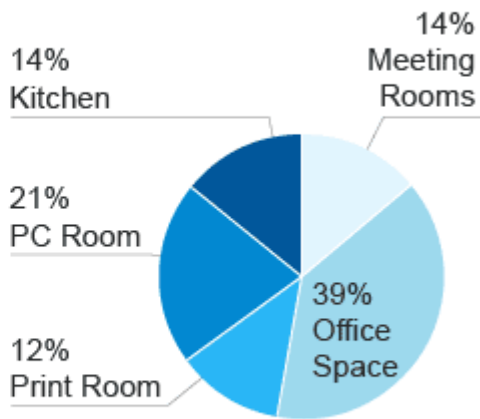
### Building Energy Use 1990

Total: 17,000 kWh



### Building Energy Use 2000

Total: 15,000 kWh



 AssessmentDay  
Practice Test Experts

**Q5** If the Building Energy Use today is 6% less than it was in 2000, by what percentage is today's Building Energy Use lower than that of 1990?

- (A) 82.9%
- (B) 17.1%
- (C) 17.8%
- (D) Cannot say

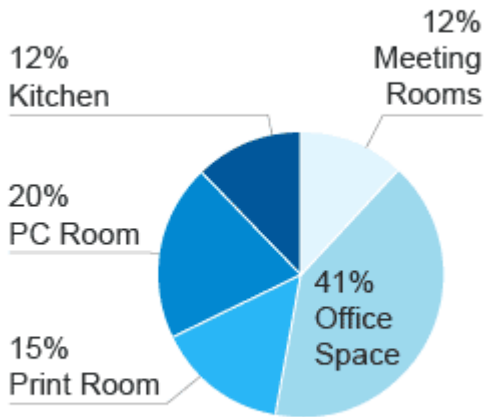
**Step 1** - Total energy usage in 2000 = 15,000kWh, so today's at 6% less is  $15,000 \times 0.94 = 14,100$ kWh. This compares with 1990 levels of 17,000kWh.

**Step 2** - To work out the reduction from 17,000 to 14,100, calculate  $(14,100 \div 17,000) = 0.8294$ , which is a reduction of  $(1 - 0.8294 = 0.17059)$  17.1%.

Thus the correct answer is (B) 17.1%

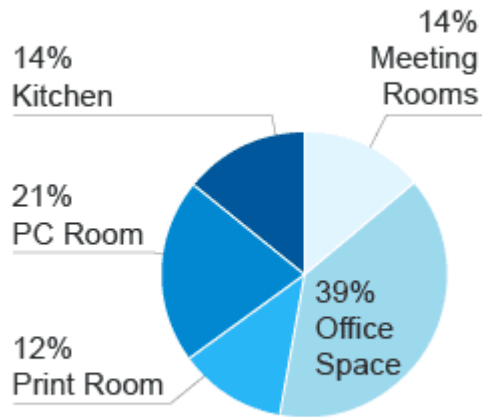
### Building Energy Use 1990

Total: 17,000 kWh



### Building Energy Use 2000

Total: 15,000 kWh



AssessmentDay  
Practice Test Experts

**Q6** Which space experienced the smallest reduction in kWh used between 1990 and 2000?

- (A) Office Space
- (B) Print Room
- (C) Meeting Rooms
- (D) PC Room

**Step 1** - We can rule out the PC Room from the possible answers by inspection since it is apparent its energy use actually increased between 1990 and 2000.

**Step 2** - So the other three possible answers:

Print Room:  $2,550 - 1,800 = 750\text{kWh}$ .

Office Space:  $6,970 - 5,850 = 1,120\text{kWh}$ .

Meeting Rooms:  $2,040 - 2,100 = \text{Increase of } 60\text{kWh}$  (note question asked for smallest reduction).

Thus the correct answer is (B) Print Room

Sector	Male	Female
Voluntary Work	41,000	67,000
IT	121,000	107,000
Engineering	398,000	105,000
Legal Services	273,000	251,000
Healthcare	227,000	271,000
Business Services	186,000	124,000
Self-Employed	45,000	62,000
Unemployed	52,000	43,000
<b>Total</b>	<b>1,343,000</b>	<b>1,031,000</b>

**Q7** Approximately what percentage of the people sampled are unemployed?

- (A) 7%
- (B) 5%
- (C) 6%
- (D) 4%

**Step 1** - Make sure you add together the male and female figures to arrive at a figure for 'people'.

Total number unemployed = 52,000 + 43,000 = 95,000.

**Step 2** - Total number people sampled = 1,343,000 + 1,031,000 = 2,374,000.

**Step 3** - So now  $97,000 \div 2,374,000 = 4\%$ .

Thus the correct answer is (D) 4%

Sector	Male	Female
Voluntary Work	41,000	67,000
IT	121,000	107,000
Engineering	398,000	105,000
Legal Services	273,000	251,000
Healthcare	227,000	271,000
Business Services	186,000	124,000
Self-Employed	45,000	62,000
Unemployed	52,000	43,000
<b>Total</b>	<b>1,343,000</b>	<b>1,031,000</b>

**Q8** If it is predicted that the number of females employed in IT will rise by 10% every year, but the number of males stays the same, what percent of IT employees would be female after a three year period?

- (A) 54.1%
- (B) 53.5%
- (C) 85.0%
- (D) 45.5%

**Step 1** - Number of female IT employees to start with is 107,000 from the table.

**Step 2** - If the number of female employees rises by 10%, that gives 142,417 employees after three years ( $107,000 \times 1.10 \times 1.10 \times 1.10 = 142,417$ ).

**Step 3** - The number of male IT employees is still 121,000, so the total in IT is now  $142,417 + 121,000 = 263,417$ . So 142,417 out of 263,417 IT employees is 54.07%.

*Tip* - With this question, where we are dealing with number of people, you should end up with integers in the working since it is not possible to have part of a person. If you start to get decimals, consider whether you have made a mistake.

Thus the correct answer is (A) 54.1%

Town		Aug	Sept	Oct	Nov	Average Cost per Accident (£)
Ribley	Number of Accidents	8	6	12	10	1,900
	Vehicles on Road	85,000	76,000	79,000	81,000	
Wartop	Number of Accidents	14	18	4	20	3,200
	Vehicles on Road	112,000	101,000	89,000	117,000	
Surren	Number of Accidents	6	20	9	21	1,050
	Vehicles on Road	96,000	104,000	119,000	125,000	

**Q9** What was the average accident cost per vehicle on the road in Ribley in November?

- (A) £0.23
- (B) £0.47
- (C) £15.40
- (D) £2.30

**Step 1** - Hopefully you have noticed that the 'Vehicles on Road' figures are in thousands. Total average cost of accidents in Ribley in November =  $10 \times £1,900 = £19,000$ . Number of vehicles on road = 81,000. So  $£19,000 \div 81,000 = £0.2346$ .

**Tip** - Don't be fooled into thinking the answer is simply the 'Average cost per accident' figure given on the right hand side; per vehicle on the road is what the question is after. If it looks as though all you have to do for a question is read a number from the figure, you have probably misunderstood.

Thus the correct answer is (A) £0.23

Town		Aug	Sept	Oct	Nov	Average Cost per Accident (£)
Ribley	Number of Accidents	8	6	12	10	1,900
	Vehicles on Road	85,000	76,000	79,000	81,000	
Wartop	Number of Accidents	14	18	4	20	3,200
	Vehicles on Road	112,000	101,000	89,000	117,000	
Surren	Number of Accidents	6	20	9	21	1,050
	Vehicles on Road	96,000	104,000	119,000	125,000	

**Q10** Comparing Wartop with Surren, what was the difference in average accident cost per vehicle on the road in October?

- (A) 3.4p
- (B) 6.4p
- (C) £64.60
- (D) £0.70

**Step 1** - The working is similar to the previous question, but there is a bit more work to this question as you have to work it out for two towns. Again, don't forget that the 'Vehicles on Road' figure is in thousands. The fact that the question asks for 'average accident cost' means we can answer the question because we are given the 'Average cost per accident' figure to apply to all accidents. Otherwise we'd have to know the cost of every single accident.

Wartop:  $(£3,200 \text{ per accident} \times 4 \text{ accidents}) \div 89,000 \text{ vehicles on road} = (12,800) \div 89,000 = £0.1438$ .

Surren:  $(£1,050 \text{ per accident} \times 9 \text{ accidents}) \div 119,000 \text{ vehicles on road} = (9,450) \div 119,000 = £0.0794$ .

**Step 2** - Difference = £0.064.

Thus the correct answer is (B) 6.4p

Town		Aug	Sept	Oct	Nov	Average Cost per Accident (£)
Ribley	Number of Accidents	8	6	12	10	1,900
	Vehicles on Road	85,000	76,000	79,000	81,000	
Wartop	Number of Accidents	14	18	4	20	3,200
	Vehicles on Road	112,000	101,000	89,000	117,000	
Surren	Number of Accidents	6	20	9	21	1,050
	Vehicles on Road	96,000	104,000	119,000	125,000	

**Q11** The only towns in the County are Ribley, Wartop and Surren. What was the average accident cost per vehicle on the road in September for the County?

- (A) £0.17
- (B) £0.32
- (C) £0.94
- (D) £20.50

*Tip - Don't be fooled into working out the average accident cost per vehicle on road for all three towns, and then finding the average of these by summing and dividing by three. This is not the overall average, this would give a distorted average toward the town with the lowest number of accidents.*

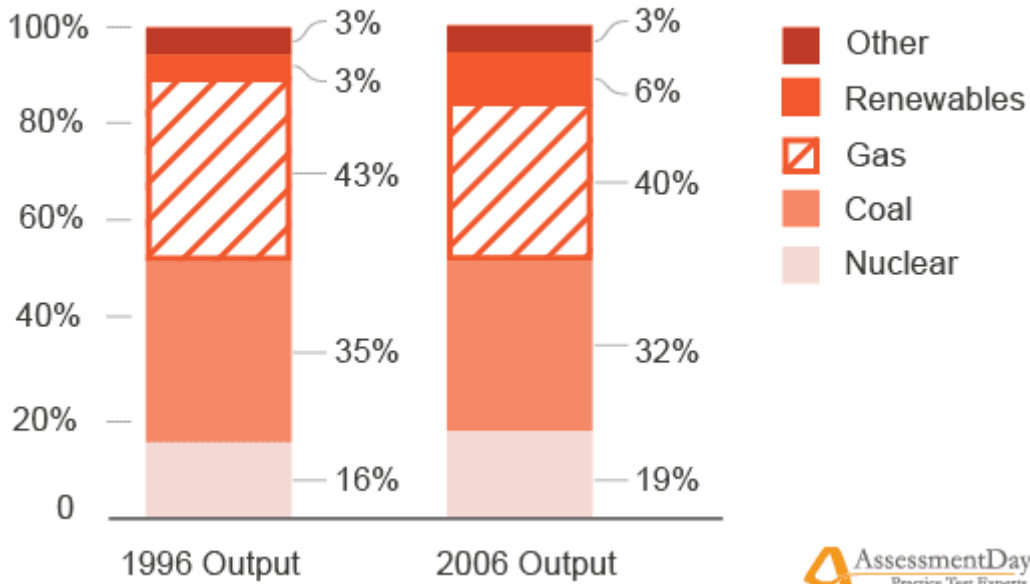
**Step 1** - We need to first find the total costs of all accidents for all towns:  $(£1,900 \times 6) + (£3,200 \times 18) + (£1,050 \times 20) = £90,000$ .

**Step 2** - Now divide this by the total number of vehicles on the road for all three towns  $(76,000 + 101,000 + 104,000) = 281,000$ .

**Step 3** - So  $£90,000 \div 281,000 = £0.320$ .

Thus the correct answer is (B) £0.32

## Energy Production



**Q12** In 1996, total output from all fuels was 200TWh. If output for Nuclear in 2006 was twice that for Coal in 1996, what was the output for Nuclear in 2006?

- (A) 140TWh
- (B) 400TWh
- (C) 64TWh
- (D) 96TWh

**Tip** - If you read this quickly, it might be daunting. It needn't be if you take each step at a time.

**Step 1** - We are told that the total output from all fuels in 1996 is 200TWh, so we can work out what it was for coal in 1996.

Coal in 1996 was 35% of 200TWh: 70TWh. So Nuclear in 2006 is twice this: 140TWh.

Thus the correct answer is (A) 140TWh

**-- End of Test --**

For more numerical reasoning tests visit [AssessmentDay.co.uk](http://AssessmentDay.co.uk)